


I. Writing Numerals 0 to 10

Direction: Count the object and draw a line to the matching numeral.



1. **3**
2. **5**
3. **8**
4. **7**
5. **1**
6. **6**
7. **9**
8. **2**
9. **10**
10. **4**







II. Analyzing teen numbers



Direction: Count a ten-frames and choose the best answer from the box.



18	17	14	15	16
19	20	12	13	11



11.  



12.  

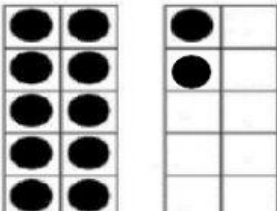

13.  



14.  



15.  

16.  

17.  

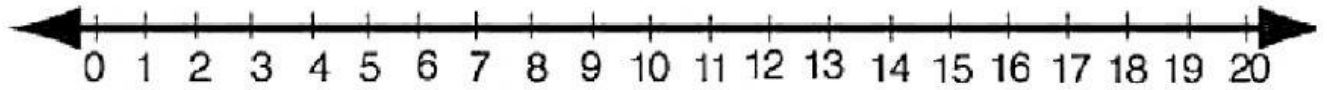
18.  

19.  

20.  

III. Making groups that have one more and one less

Direction: Write the missing numbers that comes before or after the given numbers in the box.



16	11	13	18	9
14	20	6	8	15

+1 More		-1 Less
21	19	22.
23.	15	24.
25.	10	26.
27.	7	28.
29.	14	30.

IV. Reading ordinal number symbol.

Direction: Identify the word of an ordinal numbers. Choose the best answer.

- | | | | | |
|-------|-------------|------------|------------|------------|
| 31. | 4th | a. Fifth | b. Fourth | c. First |
| <hr/> | | | | |
| 32. | 8th | a. Ninth | b. Third | c. Eighth |
| <hr/> | | | | |
| 33. | 2nd | a. Second | b. Seventh | c. Sixth |
| <hr/> | | | | |
| 34. | 5th | a. Fourth | b. First | c. Fifth |
| <hr/> | | | | |
| 35. | 1st | a. First | b. Fifth | c. Fourth |
| <hr/> | | | | |
| 36. | 9th | a. Seventh | b. Ninth | c. Eighth |
| <hr/> | | | | |
| 37. | 3rd | a. Third | b. Second | c. Sixth |
| <hr/> | | | | |
| 38. | 10th | a. Seventh | b. Third | c. Tenth |
| <hr/> | | | | |
| 39. | 6th | a. Sixth | b. Eighth | c. Seventh |
| <hr/> | | | | |
| 40. | 7th | a. Ninth | b. Seventh | c. Sixth |
| <hr/> | | | | |