

I) Fill in the blanks:

(5)

1. The keyboard is an _____ (Input /Output) device.
2. A Mouse has _____ (Two/ Three) buttons.
3. To press the mouse is called _____ (Clicking / Move)
4. Small pictures on the desktop are called _____ (Image / Icons)
5. To start the computer, switch on the _____ (BPS/UPS) before the CPU.

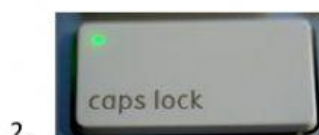
II) State True or False:

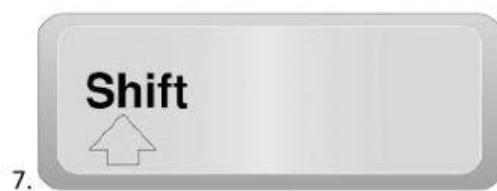
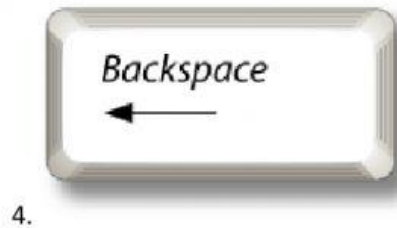

(5)


1. Keep the computer covered when not in use. _____
2. Use a wet cloth to clean the computer. _____
3. Do not bang in the keys of the keyboard. _____
4. Do not play with wires. _____
5. Always keep the mouse on the mouse pad. _____

III) Name the keyboard keys:

(5)







IV) Arrange the steps given below in the correct order.

(10)

1. Steps to start a computer

- a. Switch on the UPS
- b. Switch on the monitor
- c. Switch on the Power switch
- d. Switch on the CPU

2. Steps to shut down the computer

- a. Click the "Shut Down" option
- b. Switch off the Monitor
- c. Click on "start/ Windows button"
- d. Switch off the UPS
- e. Switch off the power switch