



## METAS DE APRENDIZAJE / COMPETENCIAS A DESARROLLAR

- ❖ Reconoce la importancia del periodismo en la transmisión de la información.
- ❖ Evidencia compromiso, y dedicación durante la preparación de las actividades programadas para el periodo.

# Project: Journalism



## ENGAGE - WARM UP

### VOCABULARY IN CONTEXT

### TELLING THE NEWS

Click on PLAY (▶) and watch the following video in which two people exchange information (link given in RESOURCE 1).

## RESOURCE 1

youtube.com/watch?v=7FBr-G0ur9I

YouTube <sup>co</sup> Buscar

Today, traffic **was stopped** by a zebra.

The Passive Voice



## MODAL VERBS

### CHART 1

#### THE PASSIVE VOICE

We use the passive voice when the action is more important than the person who does it.

**to be + past participle**

My car **was stolen**.

The **object** of the active sentence → the **subject** in the passive sentence.

The **subject** of the active sentence → the **agent**.

Active Voice: A zebra stopped the traffic.  
subject object

Passive Voice: The traffic was stopped by a zebra.  
subject agent

### CHART 2

TENSE	ACTIVE VOICE	PASSIVE VOICE
Present Simple	People <b>think</b> that the animals escaped from the zoo.	It <b>is thought</b> that the animals escaped from the zoo.
Present Continuous	The doctors <b>are treating</b> the animal feeder in the hospital.	The animal feeder <b>is being treated</b> in the hospital.
Present Perfect	The police <b>have arrested</b> the robbers.	The robbers <b>have been arrested</b> by the police.
Past Simple	We <b>needed</b> you in that meeting today.	You <b>were needed</b> in that meeting today.
Past Continuous	The police <b>were holding</b> the robbers in custody.	The robbers <b>were being held</b> in custody by the police.
Past Perfect	He said that the police <b>had seen</b> my car on the camera of a gas station.	He said that my car <b>had been seen</b> on the camera of a gas station.
Future Simple	We'll <b>provide</b> more details soon.	More details <b>will be provided</b> soon.
Modals	You <b>must notify</b> me immediately when something happens to you.	I <b>must be notified</b> immediately when something happens to you.





## How to formulate the Passive Voice?

To formulate a passive sentence:

1. Put the **object** of the verb at the beginning of your sentence;
2. Conjugate the **verb 'to be'** in the same tense as the active sentence;
3. Put the main verb in the Past Participle form

The postman **delivers** the mail. ➡ The mail **is delivered**.

The decorator **is painting** my room. ➡ My room **is being painted**.

Someone **stole** the money. ➡ The money **was stolen**.

CHART 4

### Note 1:

If you want to mention the **subject** in a passive sentence, use 'by':

My room **is being painted by** the decorator.

### Note 2:

If the active sentence begins with 'no-one' or 'nobody', the passive sentence will be negative:

No-one **turned on** the light. ➡ The light **was not** turned on.

### Note 3:

If there is a preposition between the **verb** and the **object**, the preposition will remain after the **verb**:

They **talked about** the issue. ➡ The issue **was talked about**.

Adapted from: <https://www.youtube.com> and <http://anglo-link.com>

Instituto Universitario de Caldas

Sitio web: iuc.edu.co



# INSTITUTO UNIVERSITARIO DE CALDAS

"Dignificando la escuela transformamos el mundo"


## GUÍA DE TRABAJO VIRTUAL













Click on PLAY (▶) and watch the following videos in which you will find further explanation on how to use the modal verbs (links given in RESOURCE 2 and RESOURCE 3).

RESOURCE 2	RESOURCE 3
	

### STUDY 2 - PRACTICE

- a) Read the sentences and decide whether they are written in Active or Passive voice. Take into account the information given in CHART 1, CHART 2, CHART 3 and CHART 4.

Example: 0.  Olive oil is made from olives. a.) Active b.) Passive

	1. Guernica was painted by Picasso. a.) Active b.) Passive		7. The dog has been taken to the vet. a.) Active b.) Passive
	2. The doctor talked to him. a.) Active b.) Passive		8. Somebody has stolen my bag. a.) Active b.) Passive
	3. The fire was put out. a.) Active b.) Passive		9. The car has been repaired. a.) Active b.) Passive
	4. My parents gave me a present. a.) Active b.) Passive		10. The work will be finished by two. a.) Active b.) Passive
	5. English is spoken here. a.) Active b.) Passive		11. Many plays were written by Shakespeare. a.) Active b.) Passive
	6. Some people were laughing. a.) Active b.) Passive		12. A comet was seen for a long time. a.) Active b.) Passive

Instituto Universitario de Caldas

Sitio web: iuc.edu.co



# INSTITUTO UNIVERSITARIO DE CALDAS

"Dignificando la escuela transformamos el mundo"

## GUÍA DE TRABAJO VIRTUAL

- b) Choose the correct Passive form for each one of the sentences in Active voice. Take into account the information given in CHART 1, CHART 2, CHART 3 and CHART 4. Follow the example.

**Example: 0.** Active: My father bought the house.

Passive:

The house were bought by my father.

The house is bought by my father.

The house was bought by my father.

<p>1. <u>Active:</u> The chef cooks food every day.</p> <p><u>Passive:</u></p> <p>Food was cooked every day by the chef.</p> <p>Food is cooked every day by the chef.</p> <p>Food were cooked every day by the chef.</p>	<p>5. <u>Active:</u> The Romans built bridges with stone.</p> <p><u>Passive:</u></p> <p>Roman bridges was built with stone.</p> <p>Roman bridges were built with stone.</p> <p>Roman bridges are built with stone.</p>
<p>2. <u>Active:</u> The teacher solved the problems.</p> <p><u>Passive:</u></p> <p>The problems was solved by the teacher.</p> <p>The problems are solved by the teacher.</p> <p>The problems were solved by the teacher.</p>	<p>6. <u>Active:</u> Jimmy feeds the pigeons.</p> <p><u>Passive:</u></p> <p>The pigeons are fed by Jimmy.</p> <p>The pigeons is fed by Jimmy.</p> <p>The pigeons were fed by Jimmy.</p>
<p>3. <u>Active:</u> Millions of tourists visit Spain every year.</p> <p><u>Passive:</u></p> <p>Spain is visited by millions of tourists.</p> <p>Spain was visited by millions of tourists.</p> <p>Spain are visited by millions of tourists.</p>	<p>7. <u>Active:</u> The postman delivered the letters.</p> <p><u>Passive:</u></p> <p>The letters was delivered by the postman.</p> <p>The letters were delivered by the postman.</p> <p>The letters are delivered by the postman.</p>
<p>4. <u>Active:</u> The dog ate my dinner.</p> <p><u>Passive:</u></p> <p>My dinner were eaten by the dog.</p> <p>My dinner is eaten by the dog.</p> <p>My dinner was eaten by the dog.</p>	<p>8. <u>Active:</u> The man drives a car.</p> <p><u>Passive:</u></p> <p>A car is driven by the man.</p> <p>A car was driven by the man.</p> <p>A car are driven by the man.</p>

Instituto Universitario de Caldas

Sitio web: iuc.edu.co





# INSTITUTO UNIVERSITARIO DE CALDAS

"Dignificando la escuela transformamos el mundo"

## GUÍA DE TRABAJO VIRTUAL

### RESOURCES

#### RESOURCE 1

"The Passive Voice" video: <https://www.youtube.com/watch?v=7FBr-G0ur9I>

#### RESOURCE 2

"Explicación detallada de la VOZ ACTIVA y PASIVA en inglés - Passive Voice" video:

<https://www.youtube.com/watch?v=SRcE7UPIDLo>

#### RESOURCE 3

"Voz pasiva - Lección de Inglés" video: <https://www.youtube.com/watch?v=pxbQ2U3Uuv0>

### ACTIVATE - PRODUCTION

#### ACTIVITY 1

VIRTUAL SYNCHRONIC SESSION: In this session, the topic and the exercises will be explained.

1. Download and open the app in your computer or cellphone <https://zoom.us/download>
2. You **MUST** enter the session on time with your real name and camera on. Otherwise, you **WILL NOT** be allowed to enter



**NOTE:** This session is **MANDATORY!** Your attendance and participation in it will be taken into consideration for your final grade this term.

Thursdays from 2:15 to 3:05 p.m.

#### ACTIVITY 2

- a) Read the sentences and decide whether they are written in Active or Passive voice. Then, rewrite them into the opposite version (Active to Passive / Passive to Active). Take into account the information given in CHART 1, CHART 2, CHART 3 and CHART 4.

Example: 0. Graham Bell invented the telephone.	
a.) Active                      b.) Passive	<u>The telephone was invented by Graham Bell.</u>
1. The grapes are grown in California. a.) Active                      b.) Passive	_____
2. The hamster can be kept in a cage. a.) Active                      b.) Passive	_____
3. The party has already been planned by Jane. a.) Active                      b.) Passive	_____
4. The car was parked at the garage. a.) Active                      b.) Passive	_____
5. The ship has been taken to the harbour. a.) Active                      b.) Passive	_____
6. The police didn't find the robber last week. a.) Active                      b.) Passive	_____

Instituto Universitario de Caldas

Sitio web: [iuc.edu.co](http://iuc.edu.co)



# INSTITUTO UNIVERSITARIO DE CALDAS

"Dignificando la escuela transformamos el mundo"

## GUÍA DE TRABAJO VIRTUAL

7. The first fast food restaurants were opened in the USA in 1916. a.) Active                      b.) Passive	_____
8. The terrorists attacked the train. a.) Active                      b.) Passive	_____
9. The search will be stopped because of the storm. a.) Active                      b.) Passive	_____
10. Kim's friends are looking for her. a.) Active                      b.) Passive	_____

b) Rewrite the following sentences in Passive Voice.

**Example: 0.** They are going to sing a song.

A song is going to be sung by them.

1. Levi Strauss invented the blue jeans.
2. The mechanic repairs cars.
3. The electricians test the fire alarm.
4. The dog did not bite the cat.
5. John cleaned the bathroom.

\_\_\_\_\_

\_\_\_\_\_

\_\_\_\_\_

\_\_\_\_\_

\_\_\_\_\_

## ASSESSMENT

### ASSESSMENT 1

Active participation in our virtual session (ACTIVITY 1).

### ASSESSMENT 2

Solve this worksheet in <https://www.liveworksheets.com>

## CRITERIOS DE EVALUACIÓN Y PLAZOS DE ENTREGA

1. Active participation in the synchronic sessions (ZOOM), following the instructions given in ACTIVITY 1
2. STUDY 2 and ACTIVITY 2 (workshop) fully and correctly done before Friday, August 20<sup>th</sup> at 6:00 pm.
3. Use of English to communicate with the teacher and classmates in chats and in class, while avoiding the use of translators as much as possible.

## INFORMACIÓN DE CONTACTO

### TEACHER 1

- \* Name: Lina Clemencia Romero Ramírez
- \* Groups: 10B - Production
- \* WhatsApp: (+57) 312 229 18 51

- \* E-mail address: [lina.c.romero.r@gmail.com](mailto:lina.c.romero.r@gmail.com)
- \* Zoom meeting ID: 943 996 6261
- \* Passcode: BBp1u2

Instituto Universitario de Caldas

Sitio web: [iuc.edu.co](http://iuc.edu.co)