PECAHAN KELAS 4

Nama :

Kelas :

No Absen :

Math

Ayo Mencoba

A. Urutkanlah pecahan berikut dari yang terkecil!

1.	$\frac{3}{6}$	$\frac{1}{6}$	$\frac{5}{6}$	→	_	_	_
2.	$\frac{7}{9}$	$\frac{1}{9}$	$\frac{4}{9}$	→	_	_	_
3.	$\frac{10}{12}$	$\frac{3}{12}$	$\frac{12}{12}$	→	_	_	_
4.	$\frac{6}{8}$	$\frac{1}{6}$	$\frac{8}{16}$	→	_	_	_
5.	$\frac{2}{8}$	$\frac{3}{4}$	$\frac{1}{2}$	→	_	_	_

B. Urutkanlah pecahan berikut dari yang terbesar !

1.	$\frac{6}{8}$	$\frac{7}{8}$	$\frac{3}{8}$	→	_	_	_
2.	$\frac{5}{11}$	$\frac{4}{11}$	$\frac{11}{11}$	→	_	_	_
3.	$\frac{14}{42}$	$\frac{34}{42}$	$\frac{24}{42}$	→	_	_	_
4.	$\frac{7}{10}$	$\frac{2}{5}$	$\frac{1}{2}$	→	_	_	_
5.	$\frac{15}{18}$	$\frac{4}{6}$	$\frac{7}{9}$	→	_	_	_

LIVEWORKSHEETS

Ayo Mencoba

C. Bandingkanlah pecahan di bawah ini dengan memilih salah satu simbol (<, >, atau =) dengan tepat pada kolom yang tersedia!

1.	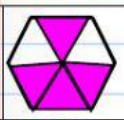	...	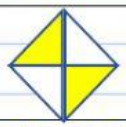
2.		...	
3.	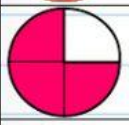	...	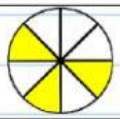
4.	$\frac{4}{10}$	...	$\frac{2}{5}$
5.	$\frac{7}{10}$	...	$\frac{6}{10}$
6.	$\frac{4}{12}$	...	$\frac{3}{9}$
7.	$\frac{3}{8}$	...	$\frac{5}{6}$
8.	$\frac{5}{9}$	...	$\frac{6}{11}$
9.	$\frac{7}{8}$	...	$\frac{4}{5}$
10.	$\frac{5}{12}$	...	$\frac{7}{15}$

Bandingkan gambar pecahan yang diarsir warna!

LIVEWORKSHEETS