


# 1

## Numbers to 1000

### Worksheet 1

#### Counting in Hundreds, Tens and Ones


1 Count and write the numbers in the boxes.



hundreds

tens

ones



hundreds

tens

ones

## Worksheet 2

### Place Values

1 Write the numbers in the boxes.

(a) 9 tens 7 ones

(b) 3 hundreds 5 tens 6 ones

(c) 8 hundreds 2 ones

(d) 5 hundreds 4 tens

2 Complete the sentences.

(a) The digit 0 in 306 is in the \_\_\_\_\_ place.

Its value is \_\_\_\_\_.

(b) The digit 5 in 985 is in the \_\_\_\_\_ place.

Its value is \_\_\_\_\_.

(c) The digit 6 in 694 is in the \_\_\_\_\_ place.

Its value is \_\_\_\_\_.

(d) The digit \_\_\_\_\_ in 925 is in the tens place.

Its value is \_\_\_\_\_.




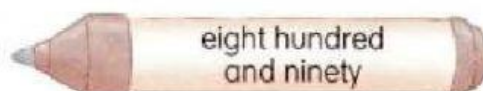

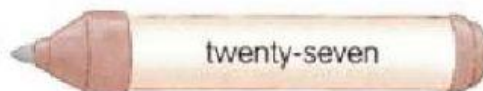

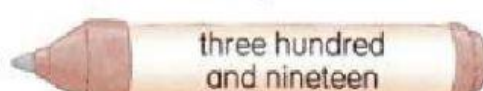

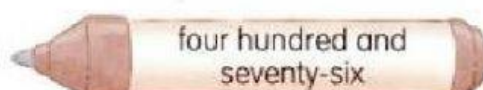
(e) The digit \_\_\_\_\_ in 586 is in the hundreds place.

Its value is \_\_\_\_\_.

## Worksheet 3

### Numbers and Words

1 Match.

- (a)  27 • • 
- (b)  319 • • 
- (c)  101 • • 
- (d)  476 • • 
- (e)  890 • • 

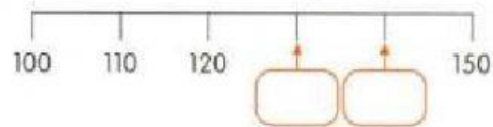
# 2

## More About Numbers

### Worksheet 7

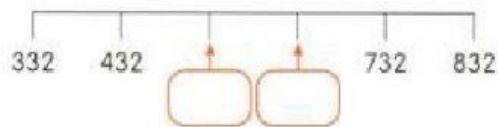
#### Counting On and Counting Back

1



- (a) Write the missing numbers in the boxes.
- (b) Complete the sentences.
- (i) 10 more than 120 is \_\_\_\_\_.
- (ii) 10 less than 150 is \_\_\_\_\_.

2

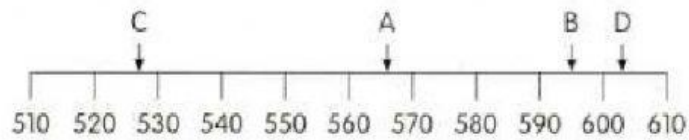


- (a) Write the missing numbers in the boxes.
- (b) Complete the sentences.
- (i) 100 more than 432 is \_\_\_\_\_.
- (ii) 100 less than 732 is \_\_\_\_\_.

## Worksheet 2

### Number Line

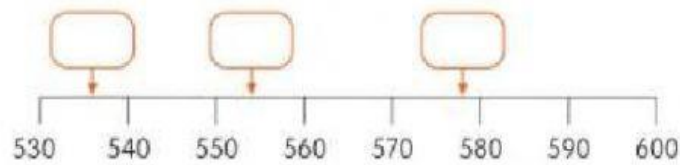
- 1 Write the correct letter in each box beside the number.




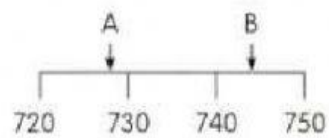
527  603  595  566

- 2 Write the numbers in the correct boxes.

578 536 554



- 3  Guess the values for A and B.



A  B

Compare your answers with your classmate's. Who makes a better guess? What makes you say so?



## Worksheet 3

### Comparing and Ordering

1 Draw a ring around the smaller number.

(a)



(b)



2 Draw a ring around the larger number.

(a)



(b)



3 Draw a ring around the smallest number.

(a)



(b)



4 Draw a ring around the largest number.

(a)



(b)



## Worksheet 4

### Rounding Numbers

1 Match each number to its value rounded to the nearest ten.

(a)  • •

(b)  • •

(c)  • •

(d)  • •

(e)  • •