Centro de Educação Municipal Oliveira Brito SISTEMA CPM PMBA E PMA	Roteiro de Estudos 11 SEMANA 12	Data:__/_/2021 Activities
Student: Teacher:	English July 26	Grade 9th Class A B C D E F

Question – 1 - Leia o texto abaixo e responda as questões a seguir.
Parts of Your Book



What is the beginning of a book called? What about the back of a book? Can you name at least six parts of a book?
As an author, you should have a firm grasp of what comprises a professionally made book. Including all the necessary parts of a book and putting them in the right order is the first step to making your book credible. The inside of your book, which we call the book block, is divided into three main sections: the front matter, book block text, and back matter.
You must make sure that the manuscript you submit to us includes all three sections combined into a single document and in the correct format. To give you some help, we've broken down all the parts of your book.

- Escolha um livro de preferência da literatura estrangeira infanto-juvenil. (caso você tenha acesso a internet)se você não tem acesso a internet, escolha um outro que você já tenha lido e/ou que você goste.
- **Book study questionnaire**

A- Does the book you have in hand have:

a) A hard cover b) A paperback cover

B. Does the cover have a picture? Only the title? The book's price? How would you describe the cover?(A capa tem foto? Apenas o título? O preço do livro? Como você descreveria a capa?

_____
_____
_____

C. Open the book and check all the pre-text elements you can find in it: (Abra o livro e verifique todos os elementos de pré-texto que você pode encontrar nele:)

( ) a half title page ( ) a series title page ( ) a copyright page ( ) a table of contents
( ) foreword ( ) a preface
( ) acknowledgements (if there's one, who is mentioned in it?
_____)
( ) an introduction

Question – 2 – Match the image to the correct sentence (Combine a imagem com a frase correta)






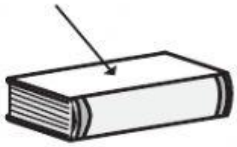


Sheets of paper, blank or with writing or pictures, that are put together between two covers	A person who writes books, stories, plays, or other works.	Something that you put on something to protect it	A painting, drawing, or photograph.	An artist who makes illustrations for books or other written works.	A name of something such as a book, movie, or piece of music.

LIVEWORKSHEETS

Look at this title page and supply the missing information:

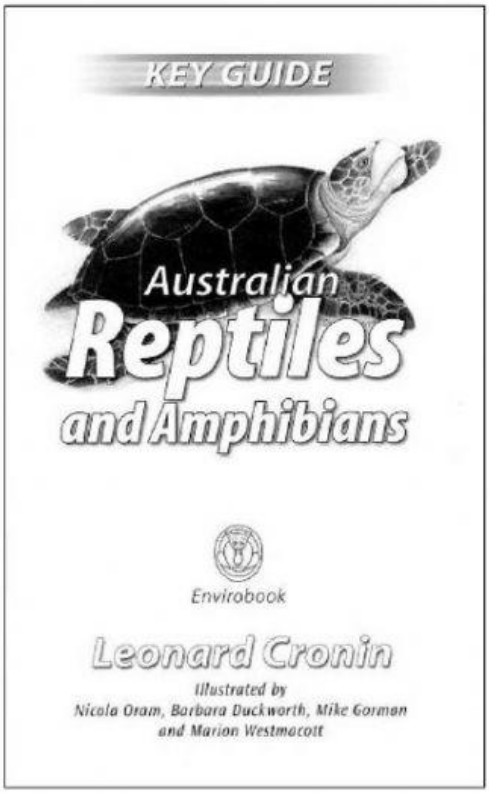

What is the title? _____

Who wrote the book? _____

Who did the art work? _____

Who published the book? _____

Where and when was it published? _____

Who is the copyright holder? _____

Is it fiction or nonfiction? _____

Hardback or softcover? _____

Is it part of a series? Which? _____

What useful tool does the book include? _____

Published in Australia in 2001 by
Environbook
38 Rose St. Annandale, NSW 2038
Copyright © Leonard Cronin
Includes index
Key Guide Books
ISBN: 0 85881 186 3 (pbk)

Copyright page: typically **verso** of title page: shows copyright owner/date, credits, edition/printing, cataloguing details



Title | Spine | Illustration | ISBN | Author

Pages | Illustrator | Front cover | Back cover

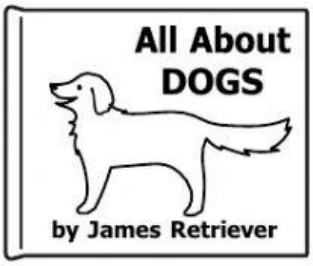

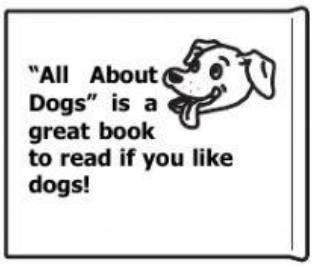

_____ _____





_____ _____

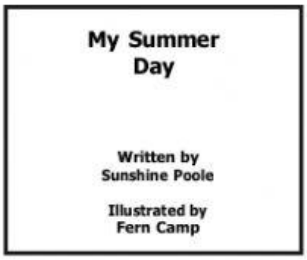



LIVEWORKSHEETS