

Unit 9 - Lesson 1: Handout

Next Step 1/ Next Move Stage 2

Name: Class:



Vocabulary

pear, watermelon, apple

pineapple, banana, orange

PRACTICE

1. Look at the pictures and the words. Draw the lines. There's one example.



1



2



3



4



5

a.

pineapple

b.

apple

c.

pear

d.

orange

e.

banana

2. Look, unscramble and write.

1



a r p e

pear

2



a n a b a n

3



e l o n w a t e r m

4



p p p l e i n e a


3. Look and tick the correct answer.

1




- apple
 pear

2



- watermelon
 pineapple

3




- pear
 orange

4



- orange
 banana

5



- apple
 pear


6



- banana
 pineapple


4. Look and write, then say using "There's a/an....."

1



There's a pear.

2




3



4



5



6