
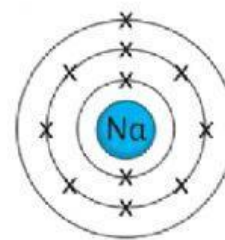
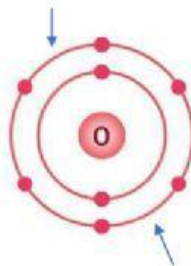
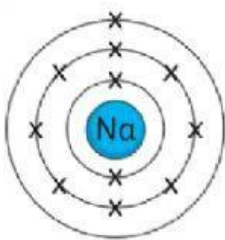


FORMATION OF IONIC BOND

1. Drag electron or electrons from one of the atom to shell beside the arrow at the atom
2. Drag the bracket to the atom that donate electron and accept electron
3. Drag the charge of the ions at the box beside the ions

Q1. Formation of sodium oxide

	<p>+1</p> <p>+1</p> <p>-2</p>
---	-------------------------------



1 sodium atom _____ 1 electron to become +1 ion

Electron arrangement of sodium atom is _____

Electron arrangement of sodium ion is _____

1 oxygen atom _____ _____ electron to become _____ ion

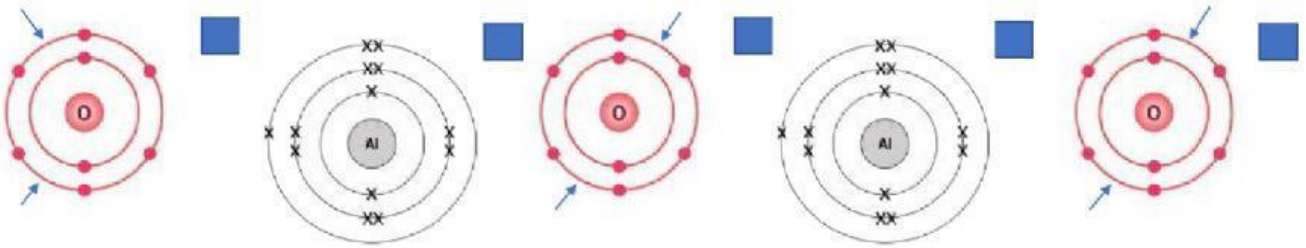
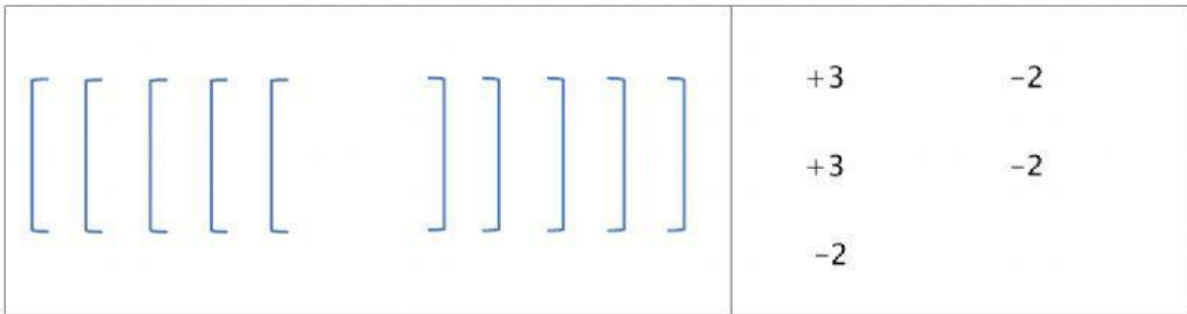
Electron arrangement of oxygen atom is _____

Electron arrangement of oxide ion is _____

Sodium ion and oxide attract mutually to form strong ionic bond

Formula of the compound form is

Q2. Formation of aluminium oxide



1 aluminium atom _____ electron to become _____ ion

Electron arrangement of aluminium atom is _____

Electron arrangement of aluminium ion is _____

1 oxygen atom _____ electron to become _____ ion

Electron arrangement of oxygen atom is _____

Electron arrangement of oxide ion is _____

aluminium ion and oxide ion attract mutually to form strong _____ bond

Formula of the compound form is