



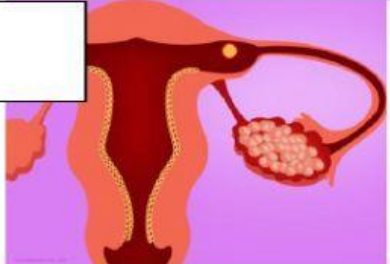
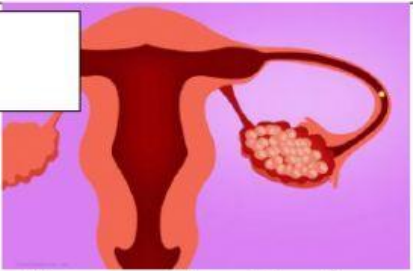

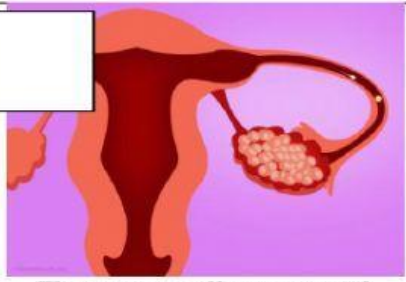

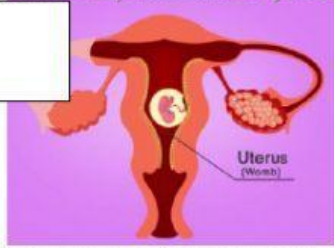
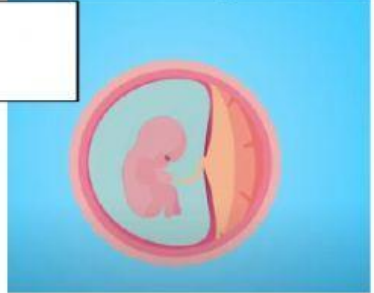
Date

Year

Name

### FERTILISATION PROCESS

Look at the Fertilisation process and put the pictures in order. Drag the number on the correct picture.

 <p>The sperm cell joins the egg cell and they form a new cell, the zygote.</p>	 <p>The baby continues growing for nine months.</p>	 <p>Inside the Fallopian tube, the embryo travels to the uterus.</p>
 <p>The egg cell is waiting for a sperm cell to come.</p>	 <p>The baby is born through the birth canal.</p>	 <p>The sperm cell enters and finds the egg cell.</p>
 <p>The zygote starts dividing lots of times and forms an embryo.</p>	 <p>The foetus starts growing inside of the uterus and receives oxygen and nutrients</p>	 <p>After nine weeks, the embryo transforms into a foetus.</p>

1	2	3	4	5	6	7	8	9
---	---	---	---	---	---	---	---	---

Date

Year

Name

---

**Answer these questions:**

- ♣ Pregnancy typically lasts for:  
9 weeks   40 weeks   12 months
- ♣ In how many trimesters is pregnancy divided?  
4            5            3
- ♣ Eyes, nose, ears and mouth and the organs start developing in month:  
2            3            4
- ♣ When can you feel the baby moving? In month number...  
6            5            7
- ♣ The baby starts reacting to sound around month number...  
4            6            8