TAJUK AMALI : PENGUJIAN MOTOR PEMAMPAT

NAMA PELAJAR :
TARIKH :

1. BUTIRAN UNIT PETI SEJUK DOMESTIK

1) Jenama dan Model : .....
2) No. Siri : .....
3) Ampere/Voltan/Fasa/Kitar :.....
4) Jenis Bahan Pendingin : .....
5) Berat Cas Bahan Pendingin :.....
6) Kuasa :.....

2. **LUKISkAN SKEMATIK PENDAWAIAN UNIT PETI SEJUK DOMESTIK**

LIVEWORKSHEETS

3.LANGKAH KERJA MENGESAN KEROSAKAN KOMPONEN UNIT PETI SEJUK DOMESTIK

<table>
<tr><th>LANGKAH</th><th>PERKARA DIUJI</th><th>LANGKAH PENGUJIAN</th></tr>
<tr><td rowspan="2">1</td><td>Menguji rintangan belitan motor pemampat
 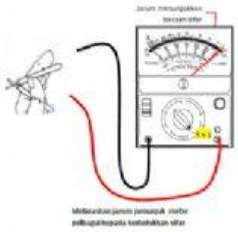
Alat Pengujian Multimeter</td><td>
<table>
<tr><th>UJIAN</th><th>KERINTANGAN ANTARA PUNCA</th></tr>
<tr><td>PUNCA 1 - 2</td><td></td></tr>
<tr><td>PUNCA 1 - 3</td><td></td></tr>
<tr><td>PUNCA 2 - 3</td><td></td></tr>
</table>
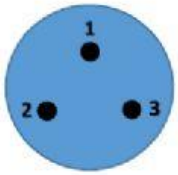

</td></tr>
<tr><td>Menentukan punca sepunya, permulaan dan larian motor pemampat
 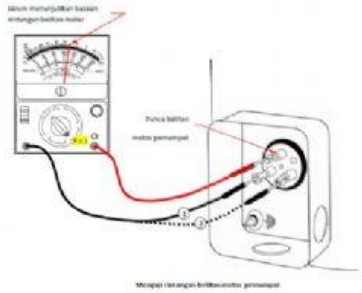 </td><td>
<table>
<tr><th>UJIAN</th><th>PUNCA 1,2 @ 3</th></tr>
<tr><td>C</td><td></td></tr>
<tr><td>S</td><td></td></tr>
<tr><td>R</td><td></td></tr>
</table>
</td></tr>
</table>

LIVEWORKSHEETS

2	Menentukan penebatan motor pemampat 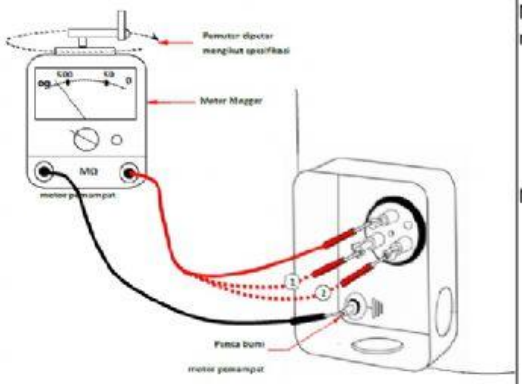 Mengui penebatan belitan motor pemampat	MENGUJI PENEBATAN MOTOR PEMAMPAT Nilai penebatan motor pemampat :.....M Ohm Nilai penebatan yang baik ada 50 M Ohm dan ke atas.

LIVEWORKSHEETS