ÉXITO MATHS2.0
2021

INSTRUMEN 5

MoLeKuL
THINK IT EASY
(TIE)

TAHUN 6

Panjang, Jisim,
Isipadu Cecair

KERTAS 1	/5
KERTAS 2	/20
JUMLAH	/25

UNIT SAINS DAN MATEMATIK
SEKTOR PEMBELAJARAN
JABATAN PENDIDIKAN WILAYAH PERSEKUTUAN KUALA LUMPUR

LIVEWORKSHEETS

KERTAS 1
***PAPER* 1**

1 7 cm 6 mm = _____ mm

A 0.76
B 76
C 760
D 7 600

2 Rajah 1 menunjukkan suatu kad nombor.
Diagram 1 *shows a number card.*

8 450 g

Rajah 1
Diagram 1

Berapakah hasil darab nilai kad nombor itu dengan 10?
What is the product of the value in the number card with 10?

A 84 500
B 85 400
C 8 460
D 8 450

3 80 m + 6.25 km + 3 km 20 m =. [ ]

A 91 450 m
B 9 350 m
C 6 650 m
D 3 310 m

LIVEWORKSHEETS

4 Rajah 2 menunjukkan jisim bagi satu tin biskut.
Diagram 2 *shows the mass of a tin of biscuit.*

Rajah 2
Diagram 2

Hitung, dalam kg, bagi sedozen tin biskut yang sama.
Calculate, in kg, the mass of a dozen of the same tin of biscuits.

A 8.4

B 4.2

C 1.9

D 0.7

5 Ikmal mempunyai tiga gulung tali rafia yang berlainan warna. Panjang tali merah ialah 12.8 m. Panjang tali biru pula ialah 60 cm lebih pendek daripada panjang tali merah. Manakala panjang tali hijau ialah 3.5 m lebih daripada panjang tali biru.
Ikmal has three different color rolls of raffia strings. The length of the red string is 12.8 *m. The length of the blue string is* 60 *cm shorter than the red string. The length of the green string is* 3.5 *m longer than the blue string.*

Berapakah jumlah panjang, dalam m, semua tali yang Ikmal ada?
What is the total length, in m, all the strings that Ikmal has?

A 12.2

B 22.8

C 40.7

D 76.3

LIVEWORKSHEETS

KERTAS 2
***PAPER* 2**

Soalan 1(a)
Question 1(a)

Rajah 1 menunjukkan ukuran panjang bagi sebatang pensel.
Diagram 1 *shows the length of a pencil.*



Rajah 1
Diagram 1

Nyatakan panjang, dalam mm pensel itu.
State the length, in mm, of the pencil.

	1 Markah 1 *Mark*

LIVEWORKSHEETS

Soalan 1(b)
Question 1(b)

Rajah 2 menunjukkan ketinggian bagi Ammar dan Aydan.
Diagram 2 *shows the height of Ammar and Aydan.*

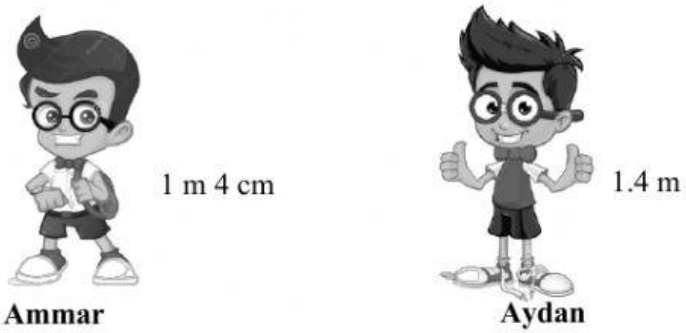

Rajah 2
Diagram 2

Tandakan (√) murid yang paling tinggi.
Tick (√) *on the tallest student.*

Ammar	Aydan

1 Markah
1 *Mark*

LIVEWORKSHEETS

Soalan 2(a)
Question 2(a)

Jadual 1 menunjukkan jisim tepung yang dimiliki oleh dua orang murid.
Table 1 *shows the mass of flour owned by two students.*

Nama ***Name***	Sabrina	Vinod
Jisim ***Mass***	2 kg 300 g	1.2 kg

Jadual 1
Table 1

Lukiskan jarum pada alat penimbang di bawah untuk menunjukkan jisim tepung Vinod.
Draw the needle on the weighing scale below to show the mass of Vinod's flour.

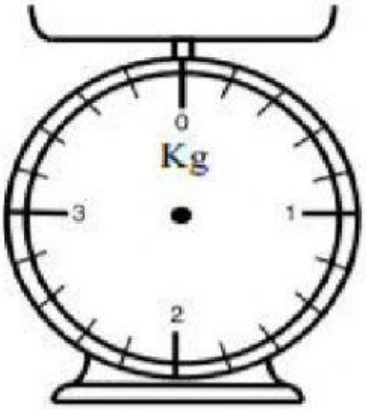

1 Markah
1 *Mark*

LIVEWORKSHEETS

Soalan 2(b)
Question 2(b)

Jadual 2 menunjukkan jisim bagi tiga orang murid SK Seri Mahligai.
Table 2 *shows the mass of three students from SK Seri Mahligai.*

Nama ***Name***	Raynen	Aleya	Rubian
Jisim ***Mass***	1 500 g lebih berat daripada Aleya 1 500 g *heavier than Aleya*	35.2 kg	40 kg

Jadual 2
Table 2

Berapakah beza jisim, dalam kg antara Raynen dan Rubian?
What is the difference in mass, in kg, between Raynen and Rubian?

2 Markah
2 *Marks*

LIVEWORKSHEETS

Soalan 3(a)
Question 3(a)

Rajah 3 menunjukkan beberapa kubus sama saiz yang disusun secara menegak.
Diagram 3 *shows a few cubes of the same size stacked vertically.*

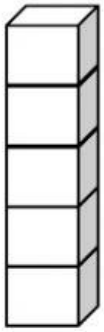

Rajah 3
Diagram 3

Tinggi susunan kubus itu ialah 1 m 5 cm.
The height of all the cubes is 1 *m* 5 *cm.*

Berapakah tinggi, dalam cm, setiap kubus itu?
What is the height, in cm, of each cube?

2 Markah
2 *Marks*

LIVEWORKSHEETS

Soalan 3(b)
Question 3(b)

Rajah 4 menunjukkan jisim bagi sebotol minyak masak.
Diagram 4 *shows the mass of a bottle of cooking oil.*

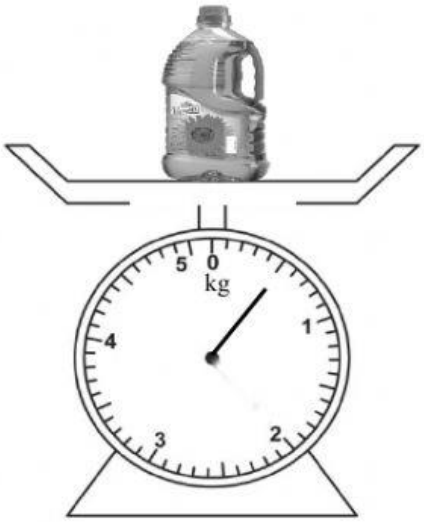

Rajah 4
Diagram 4

Berapakah bilangan botol minyak masak yang sama jisim perlu ditambah supaya jumlah jisim minyak masak secara keseluruhannya tidak melebihi 5 kg?
How many bottles of cooking oil of the same mass needs to be added onto the scale so that the total mass of all the bottles of cooking oil does not exceed 5 *kg?*

	3 Markah 3 *Marks*

LIVEWORKSHEETS