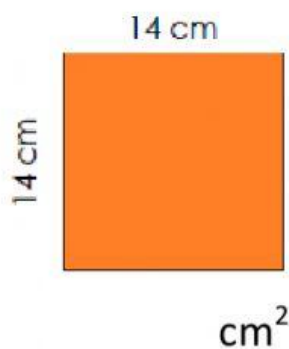


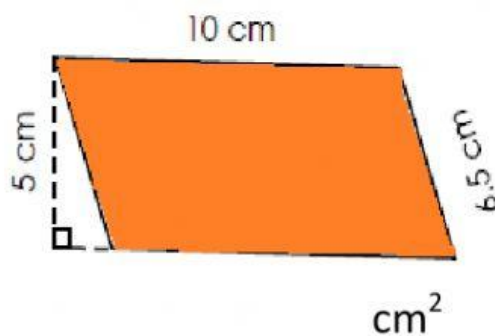
Name

Class

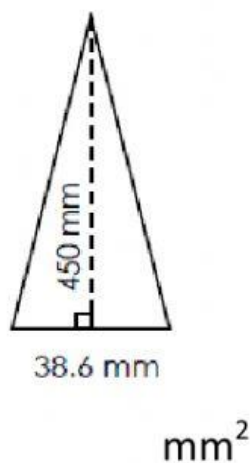
Find the area of the shape.



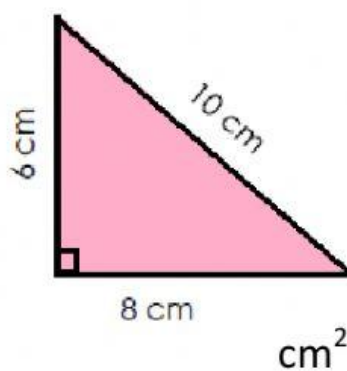
Find the area of the shape.



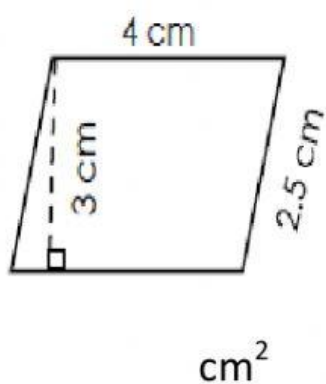
Find the area of the shape.



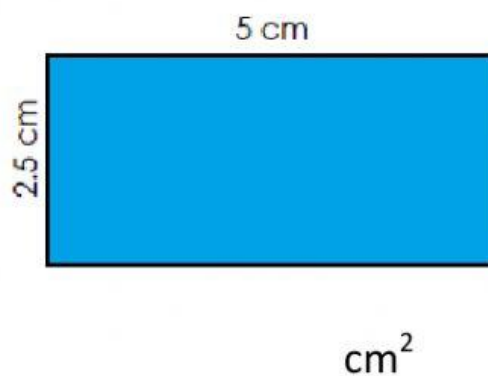
Find the area of the shape.



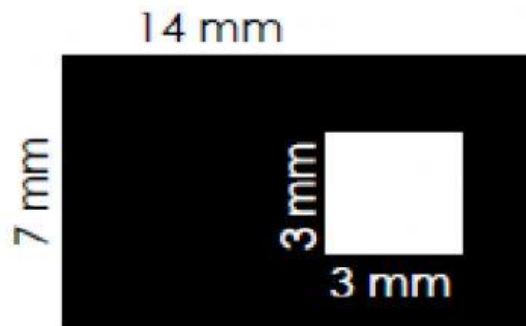
Find the area of the shape.



Find the area of the shape.



Challenge Problem  
Find the area of the shaded region.



To find the area of the shaded region

$$\begin{array}{rcccl} 14\text{mm} & & 3\text{mm} & & \\ 7\text{mm} & \boxed{\phantom{0000}} & - & \boxed{\phantom{0000}} & \\ & \text{mm}^2 & - & \text{mm}^2 & \\ & & & & \\ & \text{mm}^2 & & & \end{array}$$