BRIDGE COURSE DIGITAL LESSONS

TOPIC: Simple Electric circuit Light, Shadow

L2(6&7th class) Science Worksheet E/M

Student Name: **School Name:**

Activity:1 Think of the main use of electrical appliances and write their names in the correct column.

An Electric kettle, a lift in a building, a street lamp, a tube light, an exhaust fan, a rice cooker, a cassette player, an electric mixer, an electric oven, a water pump. Drag and Drop Method

USED FOR LIGHT	USED FOR HEAT	USED FOR A MOVEMENT

Activity:2 ELECTRIC SYMBOLS: DRAG AND DROP

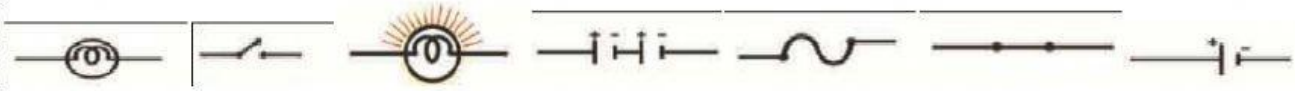

SL.NO	ELECTRIC COMPONENT	SYMBOL
1	Cell	
2	Electric Bulb	
3	Switch in ON position	
4	Switch in OFF position	
5	Electric Bulb ON	
6	Battery	
7	Fuse	

Arrenge the simple circuit : Drag and Drop Method

Negative terminal of the cell **Wire** Positive terminal of the cell **Switch** **Wire** **Wire** **Bulb**



LIVEWORKSHEETS

Make a list of objects and group them as conductors and insulators and write in the table.

Iran Nail, Rubber, Key, Safety pin, Plastic, Glass, Water, Air, Cloths, Human body.

Conductors	Insulators

Drag and Drop the name of the parts to the Correct Location: parts of cell

Metal cap (Positive terminal) **Zinc Container (Negative terminal)** **Seal** **Carbon rod** **Carbon powder** **Amonium Chloride Paste** **Outer cover**

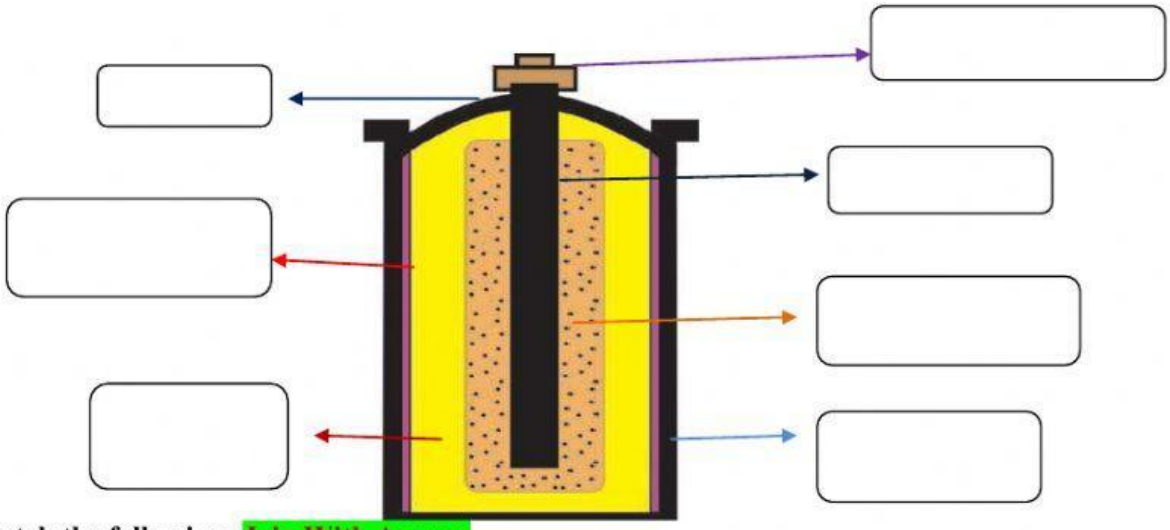

Match the following: Join With Arrows

Column I	Column II
1) Cell	i) Allows the electricity to pass through it
2) Switch	ii) Concave mirror
3) Fuse	iii) Provides Electric Energy
4) Circuit	iv) Stoppage and Flowing Electricity
5) Conductor	v) The path along which electric current flows
6) LED	vi) Compact Fluorescent Lamp
7) Electric Generator	vii) Convex mirror
8) CFL	viii) Light Emitting Diode
9) Dentists	ix) Protecting Device
10) Rear View Mirror	x) Faraday

Prepared By: Dusa Santhosh, Zphs Hanmajipet,Vemulawada, Rajanna Sircilla - 94417312723

LIVEWORKSHEETS