



LA DECENA



OBSERVA




Y COMPLETA



LOS DATOS.

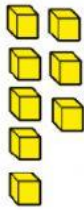
RECUERDA:




10



20




D	U
1	8



NÚMERO
18

10

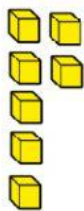
8



D	U



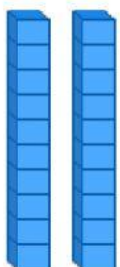
NÚMERO



D	U



NÚMERO



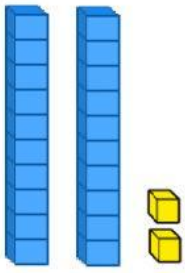
D	U




NÚMERO



LA DECENA

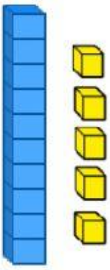


D	U



NÚMERO

Diagram showing two red arrows pointing from the 'D' and 'U' boxes of the tens frame to two empty boxes below, representing the decomposition of the number.

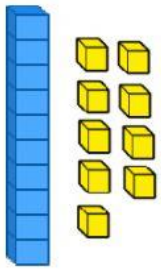


D	U



NÚMERO

Diagram showing two red arrows pointing from the 'D' and 'U' boxes of the tens frame to two empty boxes below, representing the decomposition of the number.




D	U



NÚMERO

Diagram showing two red arrows pointing from the 'D' and 'U' boxes of the tens frame to two empty boxes below, representing the decomposition of the number.

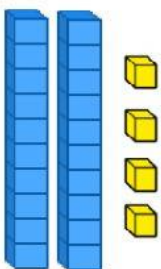


D	U




NÚMERO

Diagram showing two red arrows pointing from the 'D' and 'U' boxes of the tens frame to two empty boxes below, representing the decomposition of the number.



D	U



NÚMERO


Diagram showing two red arrows pointing from the 'D' and 'U' boxes of the tens frame to two empty boxes below, representing the decomposition of the number.



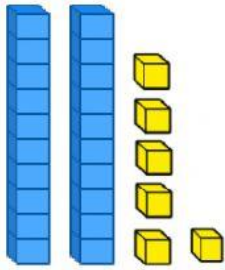
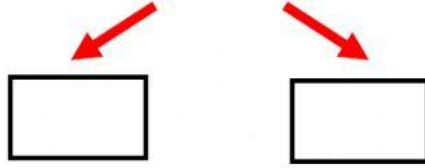
LA DECENA



D	U



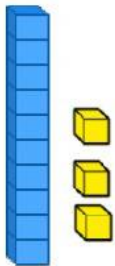
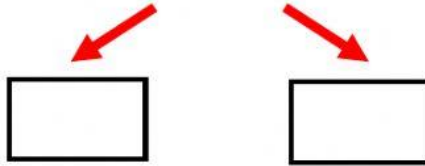
NÚMERO




D	U



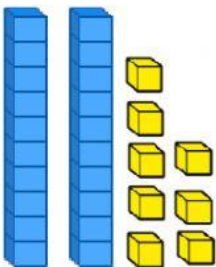
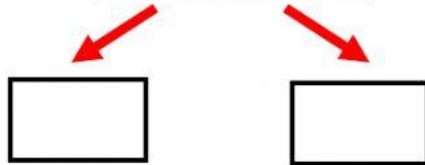
NÚMERO



D	U



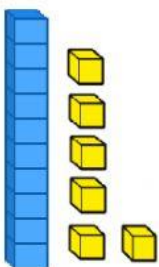
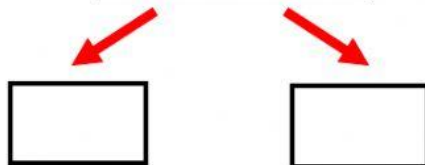
NÚMERO




D	U



NÚMERO



D	U



NÚMERO

