

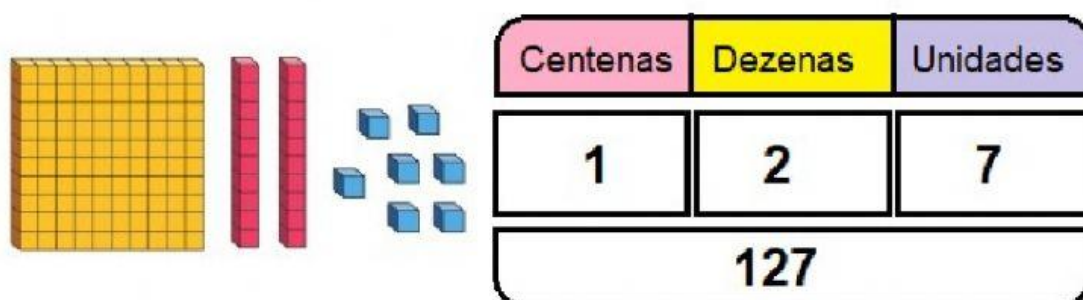
ESCOLA: \_\_\_\_\_

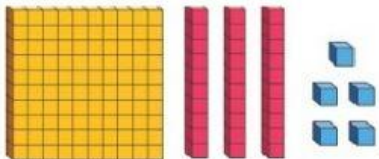
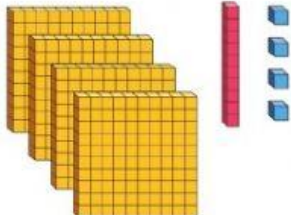
PROFESSORA: \_\_\_\_\_ DATA: \_\_\_\_/\_\_\_\_/\_\_\_\_

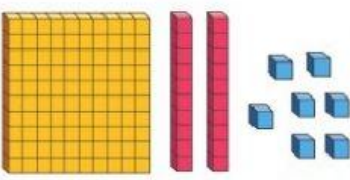
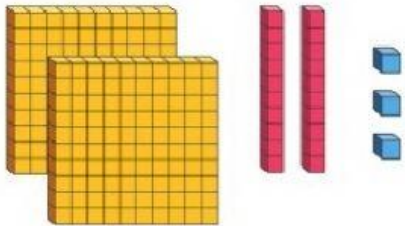
ALUNO(A): \_\_\_\_\_

### ATIVIDADE

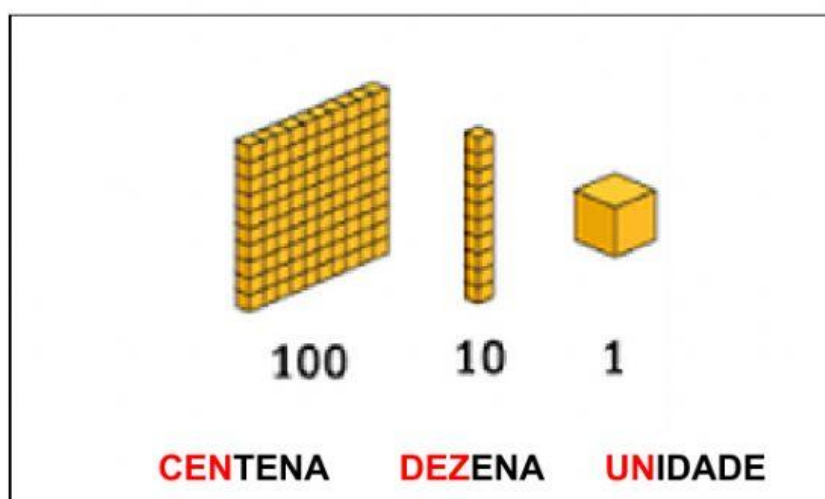
1) SIGA O EXEMPLO ABAIXO E COMPLETE COM A QUANTIDADE REPRESENTADA:



													
<table border="1"><thead><tr><th>C</th><th>D</th><th>U</th></tr></thead><tbody><tr><td> </td><td> </td><td> </td></tr></tbody></table>	C	D	U				<table border="1"><thead><tr><th>C</th><th>D</th><th>U</th></tr></thead><tbody><tr><td> </td><td> </td><td> </td></tr></tbody></table>	C	D	U			
C	D	U											
C	D	U											
<div></div>	<div></div>												



													
<table border="1" style="margin: auto; border-collapse: collapse;"> <tr> <td style="padding: 5px;"><b>C</b></td> <td style="padding: 5px;"><b>D</b></td> <td style="padding: 5px;"><b>U</b></td> </tr> <tr> <td style="height: 20px;"></td> <td style="height: 20px;"></td> <td style="height: 20px;"></td> </tr> </table>	<b>C</b>	<b>D</b>	<b>U</b>				<table border="1" style="margin: auto; border-collapse: collapse;"> <tr> <td style="padding: 5px;"><b>C</b></td> <td style="padding: 5px;"><b>D</b></td> <td style="padding: 5px;"><b>U</b></td> </tr> <tr> <td style="height: 20px;"></td> <td style="height: 20px;"></td> <td style="height: 20px;"></td> </tr> </table>	<b>C</b>	<b>D</b>	<b>U</b>			
<b>C</b>	<b>D</b>	<b>U</b>											
<b>C</b>	<b>D</b>	<b>U</b>											

2) OBSERVE A NOMEAÇÃO DO MATERIAL DOURADO:



3) OS MATERIAIS DOURADOS ABAIXO REPRESENTAM:

	<p>(    ) UMA CENTENA E 5 UNIDADES</p> <p>(    ) UMA CENTENA E 5 DEZENAS</p> <p>(    ) UMA DEZENA E 5 UNIDADES</p>
	<p>(    ) UMA CENTENA E 6 UNIDADES</p> <p>(    ) UMA CENTENA E 6 DEZENAS</p> <p>(    ) UMA DEZENA E 6 UNIDADES</p>

	<p>(    ) CINCO CENTENA</p> <p>(    ) 5 DEZENAS</p> <p>(    ) 5 UNIDADES</p>
	<p>(    ) UMA DEZENA E 5 UNIDADES</p> <p>(    ) UMA CENTENA, 5 DEZENAS E 2 UNIDADES</p> <p>(    ) UMA DEZENA, 5 CENTENAS E 5 UNIDADES</p>