

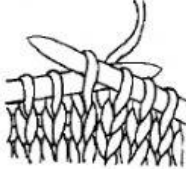



















Lesson 10 - Words with SILENT LETTERS

castle	chalk	climb	comb	crumb
kneel	knit	knot	lamb	thumb

Series I – Instructions: Write the word from the box under its corresponding picture.

 _____	 _____	 _____	 _____	 _____
 _____	 _____	 _____	 _____	 _____

Series II – Instructions: Circle the word that corresponds to each picture.

 climb lamb	 knit comb	 kneel knot	 chalk castle	 thumb crumb
 crumb climb	 thumb knot	 castle knit	 comb chalk	 kneel lamb

Series III – Instructions: Highlight the word you hear.

1	climb	crumb	5	kneel	knit
2	lamb	crumb	6	chalk	castle
3	knit	knot	7	thumb	crumb

4	comb	crumb		8	comb	knot
---	------	-------	--	---	------	------

Series IV – Instructions: In the corresponding square, write the word that completes each sentence.

1	We will ____ the ladder to get to the roof of the house.	
2	When we go to church, we ____ as a sign of respect to God.	
3	There is a ____ on my shoelace and I can't tie my shoe.	
4	The teacher uses ____ to write on the board.	
5	On our sweater, you have a ____ of the cookie you ate.	

Series V – Instructions: Write the word next to its definition.

1	A baby sheep	
2	A digit/finger of the human hand	
3	An instrument to use in the hair	
4	A large building used for royalty living	
5	To use needles and wool to create a sweater.	

Series VI – Instructions: Write a sentence with each word.

lamb	
comb	
thumb	
climb	
kneel	