Nombre del estudiante: _____ Docente: _____

Clase: _____ Día: _____

# Ficha interactiva

1. Completa las operaciones matemáticas en los recuadros vacíos.

| | | | | |
|---|---|---|---|---|
| 3 | x | | = | 24 |
| | | + | | |
| | | 7 | | |
| | | = | | |
| | | | x | 3 | = |
| | | 12 | - | | = |
| | | : | | |
| | | | | |
| | | = | | |
| | | 2 | | |

| | | | | |
|---|---|---|---|---|
| 22 | | | | |
| + | | | | |
| 23 | + | | = | 38 |
| = | | | | |
| | | | | |
| : | | | | |
| | x | 7 | = | |
| = | | | | - |
| 5 | | | | 27 |
| | | | | = |
| 9 | x | | = | 36 |
| : | | | | |
| | 15 | x | | = | 45 |
| = | | | | |
| 3 | | | | |

LIVEWORKSHEETS

2. Observa la secuencia y selecciona el elemento que continúa..







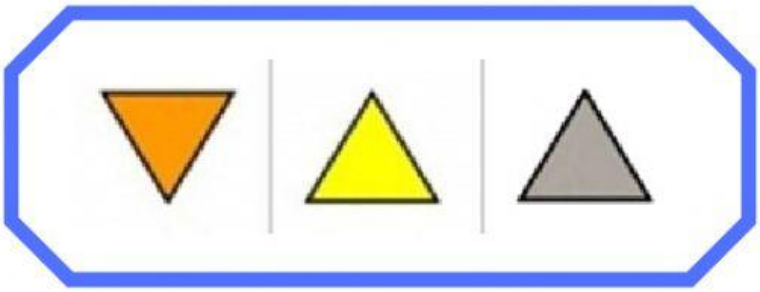

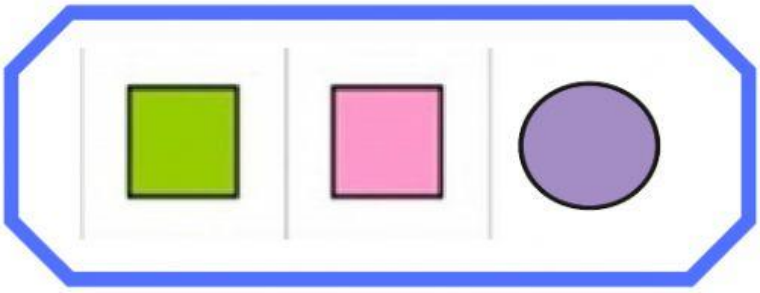

LIVEWORKSHEETS

3. Resuelve las operaciones y luego arrastra cada pieza en su lugar.

| | | | |
|---|---|---|---|
| 36 : 4 | 26 - 11 | 16 x 15 | 25 - 13 |
| 19 x 2 | 80 : 8 | 13 + 20 | 22 - 17 |

LIVEWORKSHEETS