



Name: _____

Class: _____

Worksheet 1

ANGLE


A. Visual learning

1/ What is ray? What is angle?

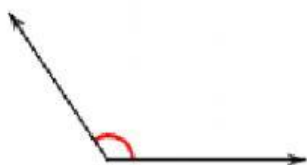
A **ray** is a part of a line with one endpoint.



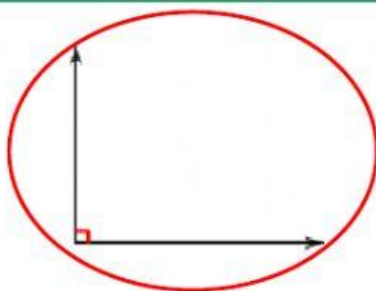
An **angle** is formed by 2 rays with the same endpoint.



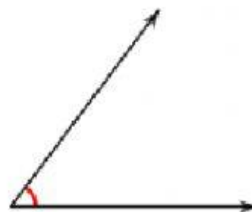
2/ What is a right angle?



Not right angle



Right angle



Not right angle



Not right angle

3/ How to check an angle is a right angle or not?

We can use right angle ruler to check angle is right or not.







Right angle ruler



Right angle



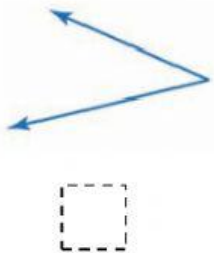
B. Vocabulary

ray: tia		endpoint: điểm giới hạn
Example: 		
angle: góc	right angle: góc vuông	right angle ruler: thước ê-ke
Example: 	Example: 	Example: 

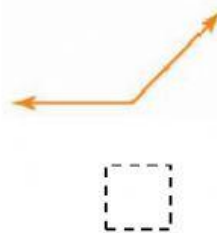
C. Practice

Task 1: Tick at the **right angle**.

a.



b.



c.



Task 2: Tell the angle formed by the hands of the clock is a right angle or not right angle.

a.



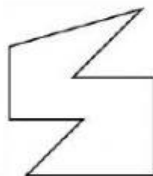
b.



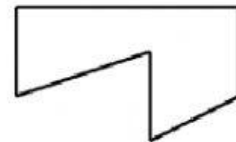
c.

Task 3: Fill in the blank: How many **right angles** in each shape?

a.



b.



Task 4*: Explain why these two rays do not form an angle.

