



Name: _____ Date: _____

General Instructions: BE CLEAN, USE BLACK OR BLUE PEN AND HANDWRITING

Part A:

Directions: Fill in the gaps with the Present Simple (negative) of the verbs in brackets.

David _____ (not / watch) films in the cinema.

Carol _____ (not / like) to go to parties.

My parents _____ (not / go) to restaurants.

Peter _____ (not / close) the door when he enters.

Nicole _____ (not / obey) any rule.

Jewels _____ (not / disappear) just like that!

I _____ (not / like) to wait too much long.

Mrs. Underwood _____ (not / understand) me.

The students _____ (not / identify) the subject in the sentence.

The naughty boys _____ (not / apologise) for their bad behaviour as a rule.

Caroline _____ (not / like) to be disturbed.

Thieves _____ (not / admit) that they steal.

Part B:**Directions: Fill in the blanks with the present simple of the verbs in brackets.**

1. Janet _____ (watch) a film on TV.	11. My family ____ (plan) a trip to the UK every year.
2. The girl _____ (finish) her homework.	12. Mr. Harris is the one who usually _____ (carry) the heavy boxes to the attic.
3. My father _____ (fix) the TV.	13. I normally _____ (talk) to John on the phone.
4. The children _____ (visit) the museum every school year.	14. Karen and Sara _____ (play) the guitar.
5. Helen _____ (wash) her hair every two days.	15. The students ____ (describe) their homes easily.
6. My friend _____ (try) to cheer me up.	16. Tom _____ (collect) stamps.
7. My mother _____ (guide) me.	17. The young boy _____ (cry) for help.
8. They _____ (offer) me a CD every Christmas.	18. Susan _____ (wrap) the present.
9. I _____ (wait) for you whatever happens.	19. Katy _____ (admire) her grandmother.
10. My mother always ____ (divide) the cake in six.	20. Babies _____ (like) to clap their hands.

Part C:**Directions: Write the third person singular in the present simple of the following verbs in the right place.**

<i>forget</i>	<i>fly</i>	<i>brush</i>	<i>open</i>	<i>say</i>	<i>pray</i>
<i>pay</i>	<i>understand</i>	<i>throw</i>	<i>echo</i>	<i>cook</i>	<i>hurry</i>
<i>touch</i>	<i>study</i>	<i>finish</i>	<i>apply</i>	<i>catch</i>	<i>like</i>
<i>go</i>	<i>want</i>	<i>try</i>	<i>stay</i>	<i>enjoy</i>	<i>wish</i>
<i>play</i>	<i>supply</i>	<i>do</i>	<i>obey</i>	<i>relax</i>	<i>undo</i>

Verb + -s	Verb + -es	Vowel + y + -s	Consonant + y + -es	o + -es

Part D: Put 'What, Who, When, Where, Why, How' in the blank, and match them with their answer.

- | | |
|------------------------------------|----------------------------|
| 1. _____ is that? | Because I want to see you. |
| 2. _____ is the coffee? | It is a pencil. |
| 3. _____ are those girls? | You are in Montreal. |
| 4. _____ is your birthday? | My bag. |
| 5. _____ are you here? | It is very sweet. |
| 6. _____ am I? | They are my granddaughters |
| 7. _____ is on the table? | It is on March 15. |
| 8. _____ is your English teacher? | I'm fine. |
| 9. _____ is your telephone number? | Mr. Andrew. |
| 10. _____ are you? | It's 022224556. |

Part D: Make present simple 'wh' questions:

- (where / you / go to school?)
 _____ Where do you go to school? _____
- (what / you / do?)

- (where / John / come from?)

- (how long / it / take from London to Paris?)


- (how often / she / go to the cinema?)


Part E:


Directions Read the sentences and fill in the blanks with the word **this**, **that**, **these**, or **those**.


1. How much is _____ stereo?  

2. What is the price of _____ computer? 

3. How much are _____ piñatas? 

4. The little boy said, "_____ boxes are heavy!" 

5. I wonder how much _____ ties are. 

6. The little girl said, "I would like to buy _____ bracelet." 



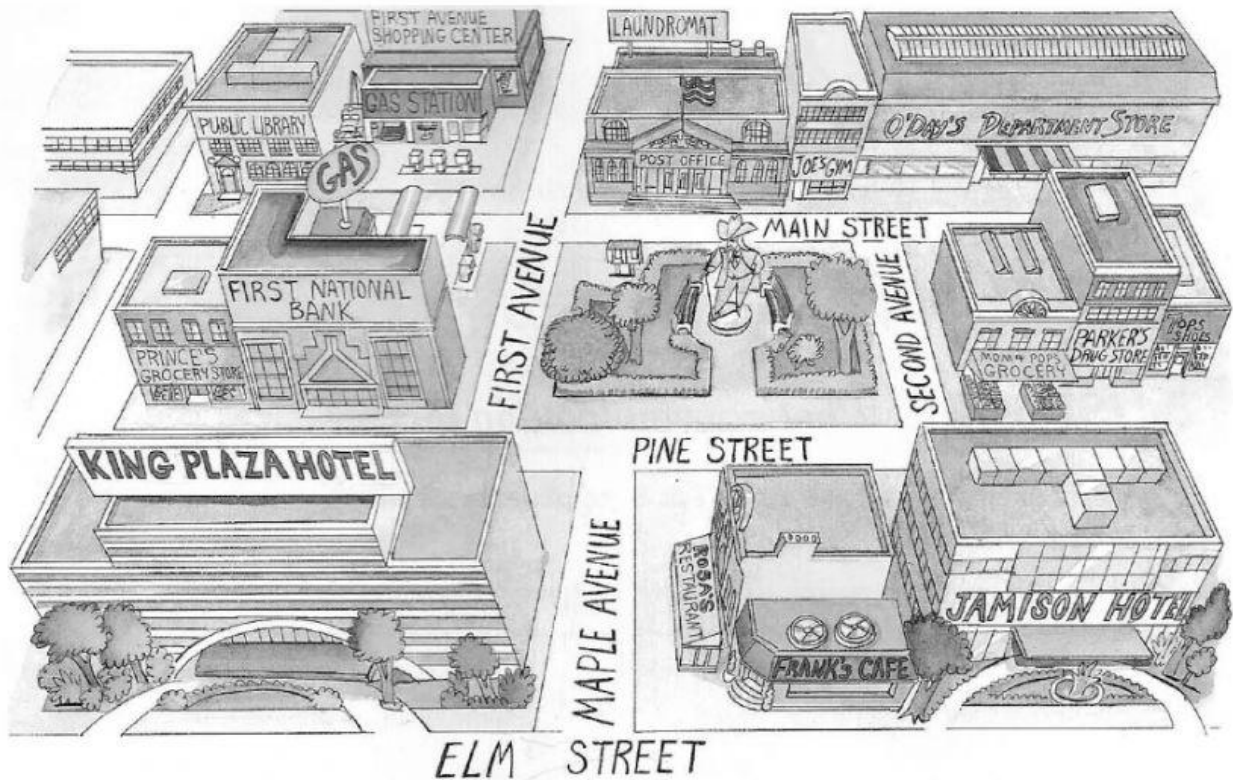
7. Are _____ skis over there on sale?

8. _____ shirt costs \$25.00.



Part F:

Directions: Answer the question and use the map to describe location, remember to use the prepositions of place.



1. Where is Jamison Hotel?

2. Where is First National Bank?

3. Where is the Laundromat?

4. Where is Parker's Drugstore?

5. Where is the Park?