





















Lesson 9 - Words with soft CH

check chef cheek cheese chest
cherry child chin church chop

I – Instructions: Write the word from the box under its corresponding picture.

 _____	 _____	 _____	 _____	 _____
 _____	 _____	 _____	 _____	 _____

II – Instructions: Circle the word that corresponds to each picture.

 chair chef	 check cheek	 cheese chest	 cherry child	 chin church
 church cherry	 child chin	 chop chest	 cheek church	 cheese chin

Series III – Instructions: Circle the word you hear.

1	child	chin
2	chop	chef
3	check	cheek
4	cheek	cheese

5	church	check
6	cherry	cheese
7	check	church
8	chest	chop

IV – Instructions: In the corresponding square, write the word that completes each sentence.

1	That man is a great _____.	
2	A ____ means your answer is correct.	
3	My mom kissed me on the ____ this morning.	
4	I love to eat pizza with a lot of _____.	
5	She placed all her toys inside the ____ in the playroom.	

V – Instructions: Write the word next to its definition.

1	cut in small pieces	
2	a small red fruit	
3	a place to go to pray	
4	a young person	
5	the face part under your mouth	

VI – Instructions: Write a sentence with each word.

chef	
child	
cheese	
church	
cherry	