




Name: _____

Class: _____

3 Listen and draw.


Score: _____

5



14 Look, read and write. Listen and check. Order.

- a That's the way to the farm. ☐
- b Go round the . ☐
- c Go straight on and turn right at the . ☐
- d Yes, I can. Go to the end of this and turn right. ☐
- e Excuse me, can you tell me the way to the ? ☐ 1
- f Go over the and then turn left. ☐
- 48 Don't turn right. ☐



WRITING

1.-Can you tell me the way to the farm, please?

-Of course!

2.-Where's the forest, please?

3.-Do you know the way to the campsite?

-Sure!


4.-Where's the lake, please?

Name: _____
Class: _____

Part 1: Name five things in the countryside.
Part 2: Give directions to five places.

Score: _____

10



PHOTOCOPIABLE



Extension Worksheet 1

NEW
TIGER 4

Name: _____

Class: _____

1 Look and match.


path

gate



signpost

bridge

river

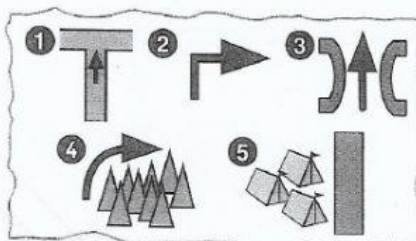


2 Look, read and complete.



- ① Go straight on. Turn left. Go to the end of the path. The campsite is on the right.
- ② Go straight on. Don't turn left. Go over the bridge. The _____ is at the end of the path.
- ③ Go straight on. Turn left. Go straight on and turn left at the signpost. The _____ is straight ahead.
- ④ Go straight on. Turn left. Go straight on and turn left at the signpost. Go round the forest. The _____ is on the right.

3 Look and write.



- ① Go to the end of the path
- ② _____
- ③ _____
- ④ _____
- ⑤ _____

© Macmillan Publishers Limited 2018

PHOTOCOPIABLE