Education to face the world.
Formation to change it.

COLEGIO CUMBRES
Science final test
1° Grade

How can you describe the way things move?

1. Match the picture with the word according to how it moves.

Slide

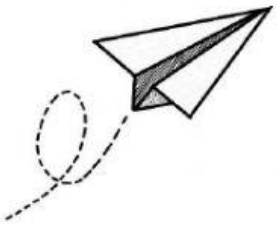

Roll

Bounce

Fly



2. Directions: Things can move in different directions, complete the words to name each one.

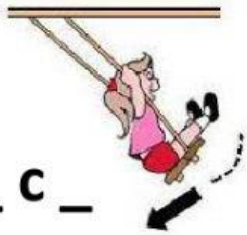

B _ c _

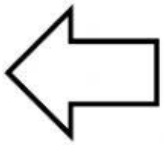

_e_t

F_ _ t h

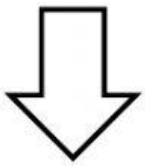

D_w_

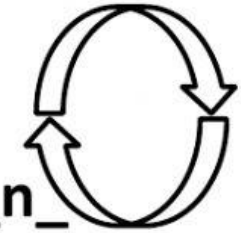

_o_n_



_p

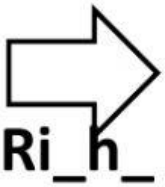

Ri_h_

LIVEWORKSHEETS

3. Things can move in different speeds.

Drag and drop the picture according to the word:




Fast

Slow

4. Write attract or repel according to the magnet's poles.

Attract or Repel?

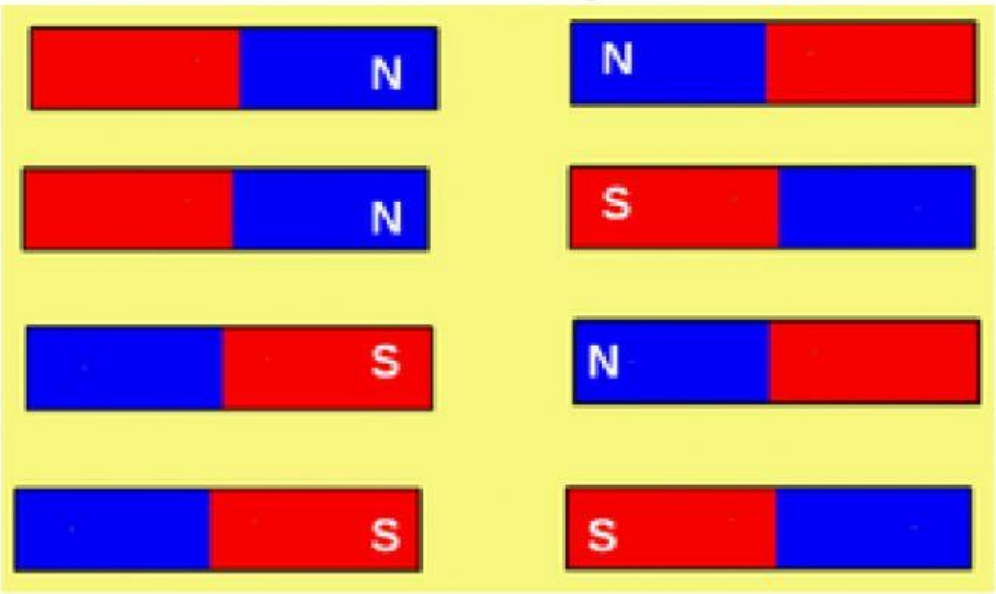

LIVEWORKSHEETS

5. Circle the corresponding word according to the contact forces.

Push

Pull

Pull

Push

Push

Pull

Push

Pull

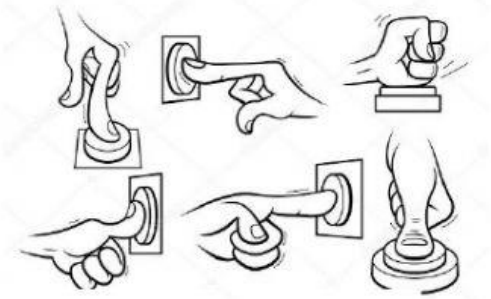

Push Pull

6. Gravity is a non-contact force, write YES or NO if gravity is acting in the picture.



_____ _____ _____ _____

LIVEWORKSHEETS