



Name: \_\_\_\_\_

# Identifying $\frac{1}{2}$

Look at the objects below.  
Circle the shapes that have  $\frac{1}{2}$  colored in.



## Equal or Not Equal


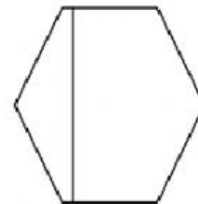


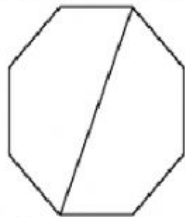

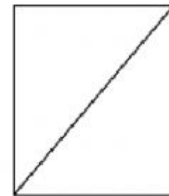

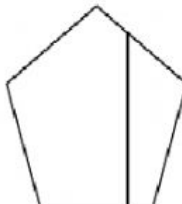

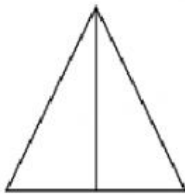

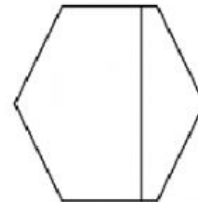

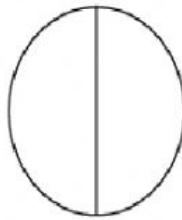

Cut and sort the pictures.

$\frac{1}{2}$ 😊	<del><math>\frac{1}{2}</math></del> ☹️
<div></div>	<div></div>
<div></div>	<div></div>
<div></div>	<div></div>



Color the happy face for shapes that are halves.  
Color the sad face for shapes that are not halves.

## Half or Not?



Copyright © 2020 KindergartenWorksheets.net  
All Rights Reserved